

Simple, Solid Full Measure Drum Fills

"Lesson #3"

(SVDL78)

John Xepoleas

For the third lesson in this series we will incorporate one of my favorite 16th note fill patterns that is played using three notes on the snare drum followed by one note on the bass drum. For the sake of these lessons we will call this pattern *3 snares and a kick*. I'm sure you will enjoy playing it in the following examples, then adding it to your own fills.

The *3 snares and a kick* pattern will be played on the third count of the measure for all of the following examples. For the first four, we will play the *eighth note build-up* from lesson #1 on counts one and two. Then, we will play some of the rhythms from the previous two lessons on the fourth count.

Notation Key: Ht = Hi tom, Mt = Medium tom, Lt = Low tom

1.

R R R R R L R

2.

R R R R R L R R L

3.

R R R R R L R L

4.

R R R R R L R R L R L


Ht Lt


The following five fills will be played using the *flam/bass 8th note build-up* from lesson #2 for the first two counts of the measure. Then, we will play our *3 snares and a kick* pattern on the third count of the measure followed by a few different commonly played fill rhythms on the fourth count.


5.

R L R

6. 

7. 

8. 

9. 

The last two fills in this lesson will be played using the *flam/bass fill* on the first count of the measure, a "2 e and" rhythm on the second count, our *3 snares and a kick* pattern on the third count and a couple of different commonly played fill rhythms on the fourth count.

10. 

11. 

Performance Tip: I strongly urge that you commit all of these fills to memory so that you can easily use them in a song. You will be glad you did.