

Simple, Solid Full Measure Drum Fills

"Lesson #2"

(SVDL77)

John Xepoleas

In this lesson, the *eighth note build-ups* will be played using **snare drum flams** on the downbeats and the **bass drum** on the *and's* of the beat. As in the previous lesson, the first group of fills will be played using an *eighth note build-up* for the first three counts of the measure followed by four commonly played fill rhythms on the fourth count. This will create four new similar yet slightly different fills.

Note: Start by playing the written groove into the fill. Then, replace it with different grooves of your own. Also, be sure to use the written stickings in order to play the fills with the correct feel.

Notation Key: Ht = Hi tom, Mt = Medium tom, Lt = Low tom

1.

R L R

2.

R R L

3.


R L R L

4.


This group of fills will be played using the **flam/bass eighth note build-up** for the first two counts of the measure followed by a few different commonly played fill rhythms on the third and fourth counts.

5.


R L R R R L

6. 


R R L R L R

7. 


R L R R L R L

8. 

R R L R L R L

9. 

R R L R L R L

10. 

R R L R

Performance Tip: I strongly urge that you commit all of these fills to memory so that you can easily use them in a song. You will be glad you did.