

Odd Time Signature Lesson Series

Lesson #1 - Playing in 3/4 - Part 1

(SVDL66)

John Xepoleas

Welcome to the first lesson in my 6-Part “Odd Time Signature” lesson series. In this series, I’ll teach you a simple method for developing a clear understanding of odd time signatures and show you how to play some nice sounding 3/4, 5/4, 6/4 and 7/4 grooves.

In this lesson we will focus on 3/4 grooves that place the snare drum accents on counts 2 and 3. This first example places a single bass drum note on the first count. If you are new to playing in a 3/4 time signature it will help to count out loud until you get a good feel for the pattern.

1

For this example we’ll add a bass drum note to the “and” of beat one.

2

Now the bass drum will be played on beat one and the “and” of beat 3

3

Here’s a nice sounding syncopated pattern.

4

For this example we’ll play a 16th note on the “uh” of beat one.

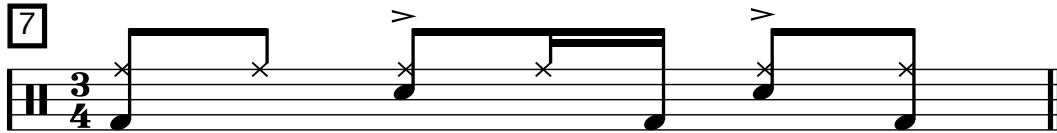
5

This is the same as the previous example with an added bass drum note on the “and” of beat two.

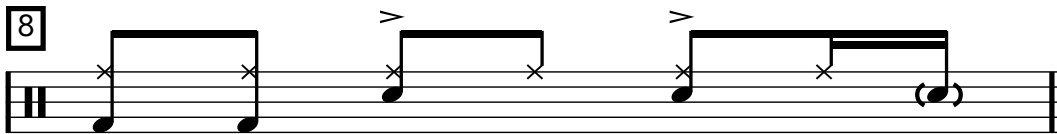
6

Odd Time Signature Lesson #1 - Page 2

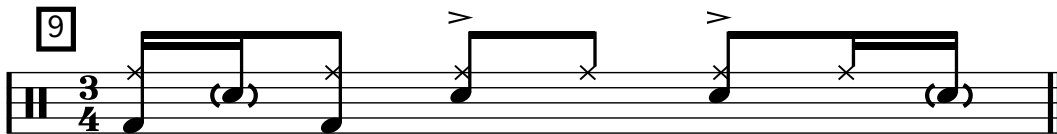
Here the 16th note will be played on the “uh” of beat two.




Now, we'll incorporate snare drum ghost notes into the grooves. Play the ghost notes (●) as softly as possible, at about 1" off of the drumhead. Play the accented notes using a rim shot or a full volume stroke. For this example the ghost note will be played on the last 16th note or “uh” of beat 3.




Here we'll add an additional ghost note to the 2nd 16th note or “e” of beat one.



Next we'll move the bass drum note to last 16th note or “uh” of beat one



This is the same as the previous example with an added bass drum note on the “and” of beat three.



For our last example we will incorporate all of the previous elements to create a nice sounding funky groove.



Well, that wraps up this lesson, I sure hope you enjoyed it. In lesson #2 I will teach you a series of nice sounding 3/4 grooves that place the snare drum accent on the third beat of the measure.