

Two Hand 16th Note Funk Grooves

Part 4 - "Two Bar Grooves"

(SVDL31)

♩ = 100

John Xepoleas

Welcome to lesson #4 in my four-part "Two Hand 16th Note Funk Groove" series. In this lesson you'll learn some great sounding 2 bar grooves by combining the concepts you learned in the previous three lessons. Practice these. Then, if you haven't already done so, develop some of your own.

This first groove combines Ex. 4 with a variation of Ex. 9 from lesson #1

1.

This one combines Ex. 12 from lesson #1 with Ex. 19 from lesson #2

2.

Now we'll combine Ex. 5 and Ex. 15, then Ex. 5 and Ex. 18 from lesson #2

3.

4.

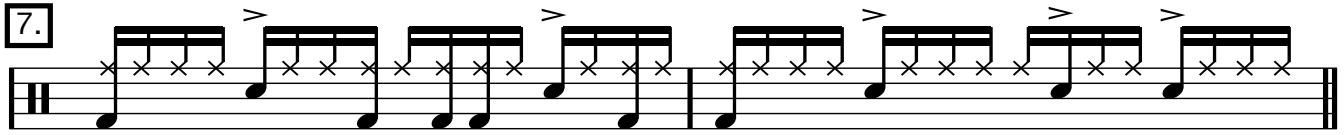
The next two grooves incorporate snare drum variations from lesson #3. The first one combines Ex's 2 & 3 and the next one combines Ex's 5 & 6

5.

6.


This groove combines Ex. 18 from lesson #2 with Ex. 7 from lesson #3.

7.




Simplified Version

7b.



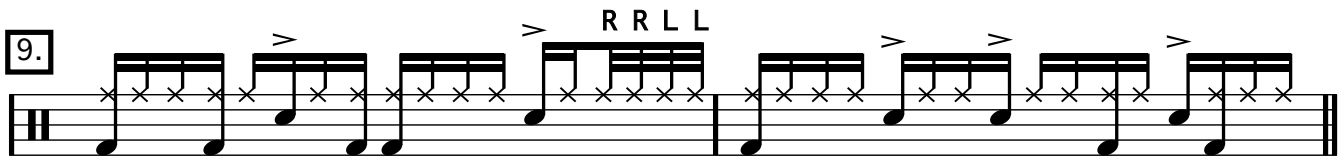
Here, we'll combine a variation of Ex. 14 from lesson #2 with Ex. 11 from lesson #3.

8.



The first bar of this groove is a variation of Ex. 13 from lesson #3. The second bar is Ex. 6 from lesson #3. I've also added four 32nd notes at the end of bar one to give the groove a little lift.

9.



Here's a classic New Orleans style groove that's inspired by the examples in this series

10.

