

Jazz Phrases - Lesson #9

(SVDL23)

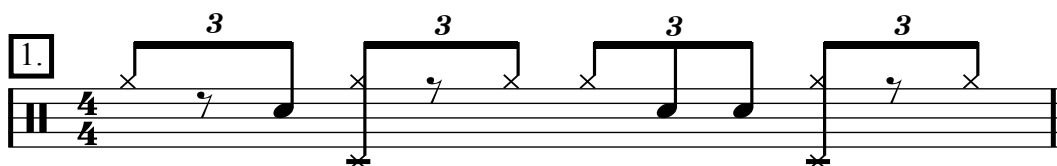
John Xepoleas

Welcome to lesson #9 in my 12 part "Jazz Phrasing Series". In this series I will teach you how to create excitement and intensity in your jazz phrasing by combining simple snare drum comping patterns with more complex patterns that utilize both the snare and bass drum. In each lesson you'll learn two simple one bar comping patterns and one two-bar bass/snare combination pattern.

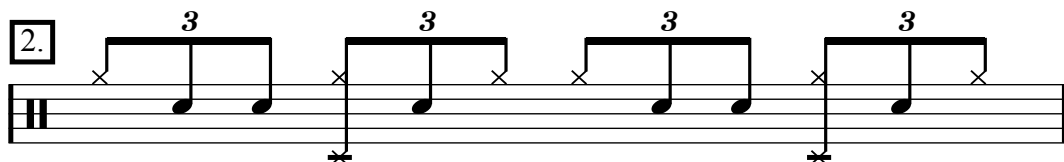
Here are the patterns for the first example. Practice each pattern until you are totally comfortable playing it. Keep the ride cymbal patterns constant throughout and play the hi-hat on 2 and 4 for all of the examples in this series.

♩ = 144


Simple Comping Pattern #3



Simple Comping Pattern #12



Snare and Bass Pattern



Once you are comfortable playing all three patterns we'll combine them to create a "4 Bar Phrase". NOTE that is example doesn't use a "Push Beat" at the end of the phrase. Complete the snare and bass pattern and end on the one of the time measure with a bass drum and ride cymbal.

